

Founded in May 2000, the National Responsible Gambling Programme is an internationally unique public/private sector partnership of gambling regulators and industry in South Africa, it is the only programme of its kind in Africa

# NRGP QUARTERLY REPORT

FOR THE PERIOD JANUARY - MARCH 2010



NATIONAL

**Responsible  
Gambling**

PROGRAMME



## EXECUTIVE SUMMARY

During the first quarter of 2010, **public awareness** highlights included acceptance of the revised proposals for the renewal of the Western Cape 2009/10 contract and work continues on the Mpumalanga Gambling Board 2009/10 public awareness campaign. Corporate Image was awarded the tender for Public Awareness and Training for the period March 2010 – February 2013.

Facilitators interacted with a total of 21 980 beneficiaries at 72 All Pay stations and visited 15 schools, reaching 8 689 learners in Gauteng. The official Mpumalanga launch of the schools and the pension payout campaigns took place in Matsulu on 22 January 2010. Facilitators visited nine Empilweni stations reaching 2 790 beneficiaries during March 2010. The school play was performed at 17 schools reaching some 9 702 learners.

**Training** during the first quarter of 2010 has set the trend for a busy and productive year ahead. Casinos in outlying areas have already received training and follow up training sessions will take place later in the year. The Advanced Course will be presented as a full one day course on request which will act as a necessary adjunct to the Basic Course. A total of 738 people received training in the NRGF Basic Course during the period of under review.

**Research** continues and the first of six waves of the 'Panel Study of Gamblers' was launched and completed during February and March. Wave 1 data has been delivered, and the study of the data is about to begin. The research group compiled and analyzed the National Prevalence Study for general circulation and comment.

In the quarter under review the **Schools Programme's** audio-visual web-based material to supplement the *Taking Risks Wisely, Grades 7-9* text-based material continues to be developed, in addition to material for learners in the areas of mathematics, statistics, money matters and life-style risk. The material is under continual development offline.

After a successful training session of Mpumalanga teachers in August 2009, the pilot project was implemented from September 2009 to December 2009. We once again had significant feedback from teachers and learners. The Grades 7-9 pilot project has now been completed.

Requests for **counselling** assistance has marginally increased since the last three months of 2009. As has previously been reported, we traditionally experience a drop in treatment referrals over the December period and an increase again in the New Year. The December quarter saw an average of 95 problem gamblers referred for treatment and the first quarter of 2010 saw 110 gamblers per month referred for **treatment**. We shall continue to monitor this statistic but it does seem to suggest that although gambling opportunities have grown over the past decade, the prevalence of problem gamblers in the country remains fairly constant. In addition, the telephone counselling remains a satisfactory intervention for approximately 11% of our callers. The third element of the telephone counselling line service is basic information about problem gambling and once again a significant portion of the enquiries are satisfied with information only about problem gambling and the nature of the service. These enquiries may eventually graduate into treatment referrals.

## QUARTERLY REPORT FOR NRG JANUARY – MARCH 2010

FUNDED BY THE GAMBLING INDUSTRY

### PUBLIC AWARENESS

#### Overview of industry

These were the highlights during the period under review:

- Belated acceptance of the revised proposals for the renewal of the Western Cape 2009/2010 contract in January 2010
- Work continued for the Mpumalanga Gambling Board
- The placement of public awareness advertising
- Postponements in the NRG's participation in two special events
- Attendance at the Western Cape Gambling & Racing Board's Responsible Gambling Forum meeting on 29 March 2010
- Attendance at some of the Gambling Review Commission's public hearings
- Corporate Image won the tender for Public Awareness and Training for the period March 2010 – February 2013

#### Advertising

Advertising during the period under review were booked as follows:

##### JANUARY:

Financial Mail	29/01/10
Daily Voice	29/01/10
The Times	29/01/10
Sowetan	29/01/10
City Press	31/01/10
J&B Met Race Card	30/01/10
J&B Met Optiscreen	30/01/10
J&B Met Course Boards (x4)	30/01/10

##### FEBRUARY:

Daily Voice	08/02/10
The Times	08/02/10
Sowetan	08/02/10
Daily Sun	08/02/10
City Press	07/02/10
Daily Voice	19/02/10
The Times	19/02/10
Sowetan	19/02/10
Daily Sun	19/02/10
City Press	21/02/10
Daily Sun	22/02/10
Daily Sun	26/02/10

## **MARCH:**

Rapport (Easter)

21&28/03/10

### **Publications**

Copy collection continues on the 11<sup>th</sup> issue of *NRGP News*. The January, February and March 2010 editions of the *Responsible Gambling Digest* were circulated to the usual stakeholders.

### **Website**

The usual updates took place, with the latest research reports uploaded as they are completed. Six back-issues of the *Responsible Gambling Digest* have been loaded onto the website.

### **Liaison with other gambling boards and entities**

NRGP representatives attended the Responsible Gambling Forum meeting that had been postponed from Thursday, March 18 to Monday, March 29.

Laghan Peddie from Corporate Image attended the Gambling Review Commission's public hearing in Cape Town on the 16<sup>th</sup> March 2010 and reported the following:

The public hearing was hosted by Commissioner Adheera Bodasing and Prof Sipiwe Nzimande. There were only two scheduled presentations, one from Councillor Takkie Ameera of the City of Cape Town, and Mr John Smythe of the Justice Alliance of SA (JASA).

Councillor Ameera's presentation was based on the LPM industry, and was basically a request that the Municipality have a bigger say in the allocation of LPM machines to venues.

JASA's presentation was a repeat of their presentation late last year to the Portfolio Committee on Trade & Industry, where he was told by the PC that all the research he quoted was based on UK and other countries, and outdated, and that he should return with his own local research.

Commissioner Adheera Bodasing asked Mr Smythe what the NRGP was doing wrong/inefficient and how they could improve on what they were doing and he admitted that he had no problem with what the NRGP was doing, or any idea how they could improve.

The overall perception of the Commission is that they are impressed with the work of the NRGP and well aware of the status regarding current gambling issues.

Professor Peter Collins was asked to do a presentation at the public hearing in Welkom on the 29<sup>th</sup> March 2010 but no-one arrived so the Review Commission requested he do a one-on-one with them in April 2010.

### **Special Events**

A second Wellness Promotion proposed by Sandra Arendse, co-ordinator of the Organisational Wellness Unit at Parliament, was postponed until further notice. Similarly, the second annual Employee Wellness Day scheduled by the GrandWest Casino for

February 2, 2010, was postponed to 31 August 2010, due to all the World Cup activities before June, and coupled with the industrial unrest they had been experiencing.

## TRAINING

### Overview

The first quarter of 2010 has set the trend for a busy and productive year ahead. Casinos in outlying areas have already received training and follow up training sessions will take place later in the year. The Advanced Course will be presented as a full one day course on request this year again, which will act as a necessary adjunct to the Basic Course. The process of SAQA Accreditation has been initiated and is in process. The latter promises to bring about substantial changes in the training process we currently use. We therefore will also give ongoing consideration to managing our budget as well as staying in tune with current trends, i.e. harnessing technology creatively in reaching and communicating with our target market.

### **NRGP Basic course**

#### • Casino training

A total of 541 casino staff members received training in the NRGF Basic Course during the first quarter of 2010: *Gauteng*: Gold Reef City – 58, Emperor's Palace - 116, Montecasino - 33, Silverstar - 60, *Free State*: Goldfields Casino, Welkom - 144, *Northern Cape*, Desert Palace, Upington – 74, *Mpumalanga*: Emnotweni Casino, Nelspruit – 46, *North West*: Tusk Rio, Klerksdorp – 10.

#### • LPMs

Phumelela held training for 99 Telebetting staff members in Gauteng.

#### • Bingo

Training took place in Gauteng for 82 employees. Further training in this sector will be scheduled for the next quarter.

#### • Social Development.

Six counsellors were trained at the Cape Town Drug Counselling Centre. Further presentations will occur at other Western Cape Welfare organisations.

#### • Shine Solutions

10 new actors were trained.

***A total of 738 people received training in the NRGF Basic Course during the period of under review.***

## RESEARCH

*Noteworthy activities / events since the previous quarter were:*

1. The first of six waves of the 'Panel Study of Gamblers' was launched and completed during February and March. Wave 1 data has been delivered, and the study of the data is about to begin.

2. Mr. Hofmeyr, Dr. Ainslie and Professor Ross resubmitted a paper reporting results of NRGP-funded research on reward bundling among addicts to the journal *Addiction*, the highest ranked international publication in the addiction field. A lay summary of the paper will be prepared for general distribution at the conclusion of the peer review process.
3. Dr. Ainslie and Professor Ross presented results of NRGP-supported research at an invited seminar at Georgia State University on 26 March 2010.
4. The research group compiled and analyzed the National Prevalence Study data for general circulation and comment. The general conclusions, adapted from final section of the report, are as follows:

Important factors for risk of problem gambling in urban South Africa are living in communities dominated by patronage of informal gambling establishments rather than legal ones, being younger, being depressed and abusing or being dependent on alcohol and / or other drugs.

Factors negatively associated with risk for problem gambling in urban South Africa are living in Tshwane, living in Durban, being older, deriving main source of income from a wage or salary, patronizing legal casinos, and patronizing no gambling venues.

As noted at the beginning of the present report, South Africa's cities exhibit heterogeneous gambling cultures. The Durban sample is too small for separate analysis, and the Cape Town sample just barely large enough to meaningfully analyze by itself. Nevertheless, it is worthwhile comparing the results of our modeling the data for Gauteng as a whole and our modeling of the data from Cape Town. This comparison is shown in tabular form below. All variables that are significant predictors of risk for problem gambling at any of three levels of significance are shown. \*\*\* indicates that a factor is significant at the .99 confidence level; \*\* indicates that a factor is significant at the .95 confidence level; \* indicates that a factor is significant at the .90 confidence level. Negative predictors are indicated by – (\*\*\*) – (\*\*) or – (\*).

Variable	Cape Town	Gauteng
Lives in West Rand	n/a	***
Lives in Tshwane	n/a	-(*)
Medium socio-economic status (SES)	***	***
Age	not significant	-(***)
Tertiary education	not significant	-(*)
Wages or salary is main source of income	not significant	-(**)
Pensions / grants is main source of income	**	-(**)
Exclusively patronises legal casinos	-(*)	-(***)

Exclusively patronises informal gambling venues	*	***
Patronises no gambling establishment	-(***)	-(***)
BDI score	not significant	***
BAI score	not significant	**
BIS score	***	not significant
WHO ASSIST alcohol score	**	***
WHO ASSIST highest drug score	not significant	***

No population group variables are significant in either separate analysis. The variable Black becomes a marginally significant predictive factor only at the aggregate level. We suspect that this reflects the fact that being Black is correlated with being at high risk for problem gambling in both Gauteng and Cape Town, but through association with different variables in the two cases.

In Gauteng, problem gambling is very heavily concentrated in the mining areas of the West Rand. It is mainly associated with younger adults who gamble in informal establishments where the principal forms of gambling are dice and card games for money. These gamblers do not visit legal casinos. Problem gambling is also strongly associated with playing fafi / iChina. These problem gamblers tend to suffer from other Axis-I comorbidities (depression, anxiety, alcohol and drug dependence). Causal relationships among these disorders, including problem gambling, are almost certainly multidirectional.

In Cape Town the picture is importantly different. Though inferences from the sample are much less reliable due to its smaller size, the overall set of contrasts with Gauteng make sense. Cape Town problem gamblers tend to be slightly poorer, but otherwise of comparable SES to those in Gauteng. They do not mainly gamble in informal establishments, or indeed in any establishments. They therefore do not mainly play dice or card games. In addition they do not play fafi / iChina, reflecting differences in cultural composition between the two areas. Cape Town problem gamblers primarily devote their attention to lotteries, scratch cards and lucky draws. They play these regularly, but not more frequently than gamblers at no risk for problem gambling. It is probable that their *problems* from gambling mainly arise from their small incomes, which mean that any regular expenditure contributes to hardship. The only Axis-I comorbidity that characterizes them statistically is alcohol dependence. They show high impulsivity; however, it should be noted that this is a personality trait, not a psychiatric disorder, and may also be related to stressful environments associated with relative poverty. Interestingly, when the Gauteng data are modeled separately, impulsivity score becomes an insignificant predictor, notwithstanding the larger weight of the Gauteng sub-sample in the overall sample.

Clearly it should not be inferred from the data presented here that there are no problem gamblers in urban South Africa whose gambling problems are associated with behaviour

at legal casinos. What is overwhelmingly likely is simply that this group is small, and could only be statistically expected to be visible in a much larger sample than our study was able to draw. Recent prevalence studies of gambling and problem gambling in wealthy countries – the USA, the UK, Canada, Australia, and Sweden – find that 0.5-0.7% of adults meet the DSM criteria for pathological gambling. Suppose, speculatively, that there is a similar proportion among the part of South Africa's population who enjoy consumption patterns similar to median middle-class patterns in wealthy countries. This would predict a population of casino-focused problem gamblers that would tend to be invisible to any but the very largest random surveys.

In this context, however, it is important to emphasize that in our sample, casino gambling is *negatively* associated with problem gambling. That is to say, urban South Africans who exclusively patronise legal casinos are at less risk for problem gambling than the average member of the population, even though 43% of the overall sample reports not gambling at all. We think it is reasonable to conclude from our data that in South African cities, problem gambling resembles problem drinking in being mainly a risk associated with relative poverty – though not with the very most dire poverty, which leaves its victims with insufficient money even for these accessible forms of consolation consumption. As our data shows, being employed and of medium SES in SA increase statistical risk for problem gambling.

We suggest that to miss surveying a sub-population because it is tiny justifies concluding that its difficulties do not constitute a major social problem from the perspective of the society at large. Of course, there is no objection to social action designed to improve the welfare of any group, however small. Cost-benefit analysis for policy choice, however, will generally have to attach high weight to statistical prevalence.

The relationship between informal gambling and risk for problem gambling is significantly stronger in Gauteng than in Cape Town or Durban. Gauteng's problem gamblers tend to gamble out of boredom and for excitement, though also in hopes of relieving financial problems. Many of them might switch to legal gambling if venues for it were more accessible to them (geographically, financially, and perhaps culturally).

Our data does not suggest that the lottery is a significant contributor to problem gambling in urban South Africa.

The relationships between problem gambling and informal gambling are much stronger in South Africa than in any other country in which similar prevalence studies have been carried out. Unfortunately, no other study of gambling and problem gambling prevalence, with which the present study might be more informatively compared, has ever been conducted in another developing or middle-income country.

## **SCHOOLS' PROGRAMME**

### **Main objectives for January – March 2010**

The main tasks of the group were to:

1. Continue to develop audio-visual material and construct a new NRGP schools' programme website.



2. Process and analyze feedback from completed pilot projects in Mpumalanga schools.
3. Prepare the final version of *Taking Risks Wisely – Grades 7-9*, based on feedback received from the pilot projects.
4. Develop the draft curriculum for *Grades 10-12*.

## **Achievements and objectives**

### **1. Educational website**

The educational website for learners is co-ordinated by Graham Barr, assisted by Beth Maclagan. Audio-visual web-based material to supplement the *Taking Risks Wisely, Grades 7-9* text-based material continues to be developed, in addition to material for learners in the areas of mathematics, statistics, money matters and life-style risk. The material, under continual development offline, is currently viewable at: <http://www.nrgp.org.za/incoming/Schoolsver8>

### **2. Processing and analysis of feedback from Mpumalanga schools**

The pilot study in Mpumalanga was implemented from August 2009. Natalie Bossi remained in regular contact with the District Director to monitor implementation and completion of feedback forms. This close contact and clear communication ensured that we received a high return of completed feedback by the end of January 2010.

In all, 15 teachers returned their completed questionnaires and we received 625 pre-lesson forms and 470 post-lesson forms from learners. The quantitative feedback data were captured by Alex Schuhr. Who was also contracted to construct graphs comparing learners' pre and post-lesson responses, as well as comparing differences between Grades 7, 8 and 9. Nelleke Bak will analyze the qualitative data from teachers and learners.

The plan is to present the feedback from both the Gauteng and Mpumalanga schools at workshops to those teachers and administrators involved in the Gauteng and in the Mpumalanga pilot projects.

### **3. Completed implementation of pilot projects in 5 provinces**

After a successful training session of Mpumalanga teachers in August 2009, the pilot project was implemented from September 2009 to December 2009. Natalie Bossi regularly contacted key administrators and as a result we once again had significant feedback from teachers and learners. The Grades 7-9 pilot project is now completed.

The overall statistics of the Grades 7-9 pilot projects:

	Feb 2008 – Dec 2009	Overall
Face to face meetings with departmental officials	8 provinces	8 provinces
Pilot project implemented	KZN Western C Northern C Gauteng Mpumalanga	5 provinces
Number of schools in which pilot project is being /has been taught	KZN: 8 WC: 12 WC: 9 Gauteng: 12 MPL: 14	55 schools
Number of teachers, curriculum advisors and principals who have been instructed and trained	KZN: 30 WC: 33 NC: 32 Gauteng: 60 MPL: 24	179
Feedback from pilot schools and officials		31 schools 37 teachers 2 reviewers 1787 learners
Feedback workshops with teachers and administrators of the pilot project	KZN: 1	1

#### 4. Preparation of the final version of *Taking Risks Wisely, Grades 7-9*

On receiving teachers' and learners' feedback from KZN, Northern Cape, Gauteng and Mpumalanga provinces, the *TRW* material is being finalized by Nelleke Bak. Based on the analysis of the Mpumalanga feedback, a few final modifications were made in January 2010. We anticipate that the final version will be completed by April 2010. This final version will be ready to present to the National and Provincial Education Departments.

#### 5. Development of draft curriculum for Grades 10-12

Nelleke Bak is currently writing the draft material for *Taking Risks Wisely – Grades 10-12*. The initial draft should be ready to be sent to critical readers by late April/May.

## TREATMENT AND COUNSELLING

### Overview

Requests for counselling assistance has marginally increased since the last three months of 2009. As has previously been reported we traditionally experience a drop in treatment referrals over the December period and an increase again in the New Year. The December quarter saw an average of 95 problem gamblers referred for treatment and the first quarter of 2010 saw 110 gamblers per month referred for treatment. We shall

continue to monitor this statistic but it does seem to suggest that although gambling opportunities have grown over the past decade, the prevalence of problem gamblers in the country remains fairly constant. In addition, the limited telephone counselling remains a satisfactory intervention for approximately 11% of our callers. The third element of the telephone counselling line service is basic information about problem gambling and once again a significant portion of the enquiries are satisfied with information only about problem gambling and the nature of the service. These enquiries may eventually graduate into treatment referrals.

Requests for assistance from family members remain constant and this is an important element of the overall service.

Non problem gambling calls remain well contained and this is increasingly less of a problem with the introduction of filtering technology. It appears that the nuisance callers may have migrated to another tollfree service.

A review of the treatment referral process revealed the following:

- Approximately 84% of those problem gamblers referred for treatment make contact with the treatment professional with the intention of attending the first appointment.
- Of this group a further 81% arrive for the first appointment so there is an attrition rate of almost 1/3 of the referrals from the time of referral to arrival for the first session.

This dropout rate has remained unchanged and is acceptable within the context of this service as there are many variables at play that determine a caller's eventual arrival for treatment. It is difficult to accurately determine how many people complete all six sessions of those who start but on average retrospectively it seems to range from 40% to 60% of the clients. It may well be that for some of the problem gamblers that an incomplete treatment programme is sufficient for them to clarify their problem gambling behaviour while for others they may well decide to return to gambling during the course of treatment and a further group might simply lose interest in the process.

Over the first quarter of 2010, the NRGP treatment service commissioned Data Desk based at the University of Stellenbosch to review our treatment outcomes. 120 randomly selected referrals were interviewed via telephone. The preliminary outcome of the study shows that the NRGP counselling service appears to contribute to a substantial reduction in gambling participation amongst people that use the service. At the three month mark, after completion of treatment 93% of the respondents in the survey were either gambling free (59%) or gambling less/or in a more controlled fashion (34%). For those clients completing 5 or more sessions, the study has shown that this is positively related to a more sustained gambling abstinence. The outcome of the study will see a formal release once it has been more closely reviewed.

# QUARTERY STATISTICS

## NATIONAL RESPONSIBLE GAMBLING COUNSELLING STATISTICS

### COUNSELLING CALLS & REFERRALS:

	FOR THE QUARTER OCT 09 - DEC 09		FOR THE QUARTER JAN 10 - MAR 10		TOTAL OVER 117 MTH PERIOD	% of PROBLEM GAMBLING CALLS
<b>PROB GAMBLING CALLS:</b>						
Treatment Referrals of Prob.Gamblers	285	40.37%	330	44.65%	11,709	38.32%
Telephone Counselling of Prob.Gamblers	90	12.75%	84	11.37%	3,442	11.26%
Information about Problem Gambling	331	46.88%	325	43.98%	15,408	50.42%
	<b>706</b>	<b>100.00%</b>	<b>739</b>	<b>100.00%</b>	<b>30,559</b>	<b>100.00%</b>

					TOTAL OVER 117 MTH PERIOD	% of OTHER PROBLEM GAMBLING CALLS
<b>OTHER PROB GAMBLING REFERRALS :</b>						
Repeat Outpatient Treatment	2	3.45%	2	3.03%	275	10.51%
Inpatient Treatment Referral	2	3.45%	3	4.55%	92	3.52%
Treatment Referrals - Family Programme	54	93.10%	61	92.42%	2,249	85.97%
	<b>58</b>	<b>100.00%</b>	<b>66</b>	<b>100.00%</b>	<b>2,616</b>	<b>100.00%</b>

					TOTAL OVER 117 MTH PERIOD	% of TOTAL CALLS
<b>TOTAL NO OF PROB GAMBLING CALLS</b>	<b>764</b>	<b>16.29%</b>	<b>805</b>	<b>18.49%</b>	33,175	11.27%
<b>OTHER CALLS:</b>						
General Enquiries	2628	56.02%	2529	58.08%	84,780	28.81%
Hoaxes	546	11.64%	432	9.92%	76,107	25.86%
Silent	532	11.34%	443	10.17%	63,332	21.52%
Wrong No's	221	4.71%	145	3.33%	36,873	12.53%
Problem Gambler info	0	0.00%	0	0.00%	44	0.01%
	<b>3927</b>	<b>83.71%</b>	<b>3549</b>	<b>81.51%</b>	<b>261,136</b>	<b>88.73%</b>

<b>TOTAL NO OF CALLS TO COUNSELLING LINE</b>	<b>4691</b>	<b>4354</b>	<b>294,311</b>
--	-------------	-------------	----------------

**OTHER DATA**

**TIME OF CALL(PROBLEM GAMBLER):**

8am - 12 Midday  
12 Midday - 8pm  
8pm - 8am

FOR THE QUARTER OCT 09 - DEC 09		FOR THE QUARTER JAN 10 - MAR 10		TOTAL OVER 117 MTH PERIOD	% of PROBLEM GAMBLING CALLS
124	43.51%	135	40.91%	3,742	31.96%
162	56.84%	174	52.73%	5,093	43.50%
14	4.91%	19	5.76%	984	8.40%

**FAMILY PROGRAMME REFERRALS -  
RELATIONSHIP TO THE GAMBLER**

Spouse/Partner  
Parent  
Child  
Sibling  
Other eg friend, casino staff etc

FOR THE QUARTER OCT 09 - DEC 09		FOR THE QUARTER JAN 10 - MAR 10		TOTAL OVER 117 MTH PERIOD	% of PROBLEM GAMBLING CALLS
32	59.26%	43	70.49%	1,411	62.74%
7	12.96%	9	14.75%	238	10.58%
6	11.11%	6	9.84%	304	13.52%
7	12.96%	3	4.92%	129	5.74%
2	3.70%	0	0.00%	167	7.43%
<b>54</b>	<b>100.00%</b>	<b>61</b>	<b>100.00%</b>	<b>2249</b>	<b>100.00%</b>

**FAMILY PROGRAMME REFERRALS -  
COUNSELLING PROGRAMME**

Counselling  
Intervention Planning  
Both (Counselling and Intervention)

FOR THE QUARTER OCT 09 - DEC 09		FOR THE QUARTER JAN 10 - MAR 10		TOTAL OVER 117 MTH PERIOD	% of PROBLEM GAMBLING CALLS
25	46.30%	16	26.23%	1,039	46.20%
29	53.70%	45	73.77%	1,186	52.73%
0	0.00%	0	0.00%	24	1.07%
<b>54</b>	<b>100.00%</b>	<b>61</b>	<b>100.00%</b>	<b>2249</b>	<b>100.00%</b>

**ANALYSIS OF PG REFERRALS:**

**AREA:**

KwaZulu-Natal  
Western Cape  
Eastern Cape  
Free State  
Gauteng  
North-West  
Limpopo  
Mpumalanga  
Northern Cape  
Lesotho  
Swaziland  
Namibia  
Botswana  
Other  
Unknown

FOR THE QUARTER OCT 09 - DEC 09		FOR THE QUARTER JAN 10 - MAR 10		TOTAL OVER 117 MTH PERIOD	% of PROBLEM GAMBLING REFERRAL CALLS
60	21.05%	49	14.85%	1,712	14.62%
46	16.14%	53	16.06%	2,086	17.82%
30	10.53%	16	4.85%	795	6.79%
4	1.40%	19	5.76%	389	3.32%
129	45.26%	175	53.03%	5,708	48.75%
3	1.05%	2	0.61%	155	1.32%
3	1.05%	7	2.12%	164	1.40%
8	2.81%	6	1.82%	350	2.99%
2	0.70%	3	0.91%	91	0.78%
0	0.00%	0	0.00%	4	0.03%
0	0.00%	0	0.00%	6	0.05%
0	0.00%	0	0.00%	16	0.14%
0	0.00%	0	0.00%	5	0.04%
0	0.00%	0	0.00%	117	1.00%
0	0.00%	0	0.00%	111	0.95%
<b>285</b>	<b>100.00%</b>	<b>330</b>	<b>100.00%</b>	<b>11709</b>	<b>100.00%</b>

	FOR THE QUARTER OCT 09 - DEC 09		FOR THE QUARTER JAN 10 - MAR 10		TOTAL OVER 117 MTH PERIOD	% of PROBLEM GAMBLING REFERRAL CALLS
<b>MARITAL STATUS:</b>						
Married	138	48.42%	189	57.27%	6,523	55.71%
Divorced	33	11.58%	33	10.00%	1,287	10.99%
Single	91	31.93%	83	25.15%	3,225	27.54%
Widowed	13	4.56%	9	2.73%	337	2.88%
Separated	7	2.46%	11	3.33%	175	1.49%
Unknown	3	1.05%	5	1.52%	162	1.38%
	<b>285</b>	<b>100.00%</b>	<b>330</b>	<b>100.00%</b>	<b>11709</b>	<b>100.00%</b>
<b>SEX:</b>						
Male	181	63.51%	208	63.03%	6,936	59.24%
Female	103	36.14%	122	36.97%	4,695	40.10%
Unknown	1	0.35%	0	0.00%	78	0.67%
	<b>285</b>	<b>100.00%</b>	<b>330</b>	<b>100.00%</b>	<b>11709</b>	<b>100.00%</b>
<b>AGE:</b>						
20	2	0.70%	1	0.30%	276	2.36%
20 - 40	139	48.77%	172	52.12%	5,748	49.09%
40 - 60	132	46.32%	149	45.15%	4,663	39.82%
60+	10	3.51%	7	2.12%	80	0.68%
Unknown	2	0.70%	1	0.30%	942	8.05%
	<b>285</b>	<b>100.00%</b>	<b>330</b>	<b>100.00%</b>	<b>11709</b>	<b>100.00%</b>
<b>LANGUAGE PREFERENCE:</b>						
English	206	72.28%	228	69.09%	8,586	73.33%
Afrikaans	35	12.28%	44	13.33%	1,735	14.82%
Vernacular	33	11.58%	53	16.06%	1,176	10.04%
Unknown	11	3.86%	5	1.52%	212	1.81%
	<b>285</b>	<b>100.00%</b>	<b>330</b>	<b>100.00%</b>	<b>11709</b>	<b>100.00%</b>
<b>EMPLOYMENT:</b>						
Employed	149	52.28%	181	54.85%	7,200	61.49%
Unemployed	42	14.74%	54	16.36%	1,612	13.77%
Optionally unemployed (eg housewife)	12	4.21%	9	2.73%	237	2.02%
Part-time / Temp	10	3.51%	8	2.42%	422	3.60%
Self-employed	58	20.35%	70	21.21%	1,535	13.11%
Retired	1	0.35%	0	0.00%	37	0.32%
Pensioner	9	3.16%	6	1.82%	300	2.56%
Dependant	3	1.05%	1	0.30%	104	0.89%
Unknown	1	0.35%	1	0.30%	262	2.24%
	<b>285</b>	<b>100.00%</b>	<b>330</b>	<b>100.00%</b>	<b>11709</b>	<b>100.00%</b>
<b>RELATED PROBLEMS:</b>						
Previous Gambling Treatment	45	15.79%	38	11.52%	984	8.40%
Alcohol / Drug Problem	40	14.04%	40	12.12%	932	7.96%
Other Psychiatric Problems	37	12.98%	40	12.12%	1,175	10.04%
Suicidal Ideation	74	25.96%	62	18.79%	2,011	17.17%
Gamblers Anon Attendance	22	7.72%	24	7.27%	621	5.30%
Casino Exclusions	91	31.93%	121	36.67%	1,651	14.10%
Criminality	37	12.98%	58	17.58%	1,160	9.91%

**TYPE OF GAMBLING:**  
 Casino Slots  
 Non-Casino Slots (LPM's)  
 Casino Table Games  
 Bookmakers (Horses, sports etc)  
 Lottery  
 Scratch cards  
 Internet gambling  
 Bingo  
 Private gambling  
 Tote  
 Other  
 More than one  
 Unknown

	FOR THE QUARTER OCT 09 - DEC 09		FOR THE QUARTER JAN 10 - MAR 10		TOTAL OVER 117 MTH PERIOD	% of PROBLEM GAMBLING REFERRAL CALLS
Casino Slots	149	52.28%	151	45.76%	6,278	53.62%
Non-Casino Slots (LPM's)	9	3.16%	9	2.73%	131	1.12%
Casino Table Games	51	17.89%	71	21.52%	2,341	19.99%
Bookmakers (Horses, sports etc)	0	0.00%	2	0.61%	333	2.84%
Lottery	8	2.81%	2	0.61%	65	0.56%
Scratch cards	1	0.35%	0	0.00%	9	0.08%
Internet gambling	4	1.40%	8	2.42%	117	1.00%
Bingo	2	0.70%	0	0.00%	14	0.12%
Private gambling	3	1.05%	5	1.52%	148	1.26%
Tote	9	3.16%	5	1.52%	198	1.69%
Other	5	1.75%	6	1.82%	152	1.30%
More than one	24	8.42%	68	20.61%	1,573	13.43%
Unknown	20	7.02%	3	0.91%	350	2.99%
	<b>285</b>	<b>100.00%</b>	<b>330</b>	<b>100.00%</b>	<b>11709</b>	<b>100.00%</b>

**SOURCE OF COUNSELLING LINE NO**

Press Coverage & Media  
 Via Collateral in gambling venues  
 Via Staff in gambling venues  
 Gamblers Anonymous  
 NRGP Website  
 Gambling Board  
 Can't recall  
 More than one

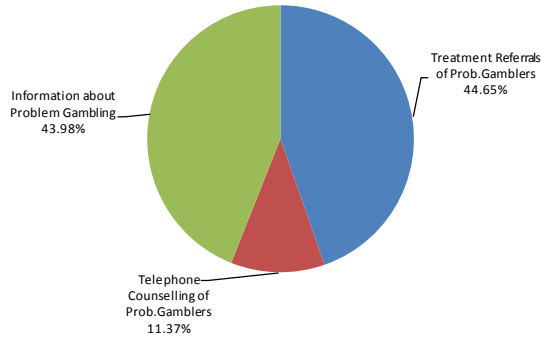
Press Coverage & Media	99	34.74%	127	38.48%	4,680	39.97%
Via Collateral in gambling venues	122	42.81%	147	44.55%	4,947	42.25%
Via Staff in gambling venues	17	5.96%	18	5.45%	425	3.63%
Gamblers Anonymous	6	2.11%	3	0.91%	220	1.88%
NRGP Website	19	6.67%	14	4.24%	296	2.53%
Gambling Board	8	2.81%	3	0.91%	107	0.91%
Can't recall	1	0.35%	2	0.61%	739	6.31%
More than one	13	4.56%	16	4.85%	295	2.52%
	<b>285</b>	<b>100.00%</b>	<b>330</b>	<b>100.00%</b>	<b>11709</b>	<b>100.00%</b>

**NATIONAL OUTPATIENT TREATMENT STATISTICS**

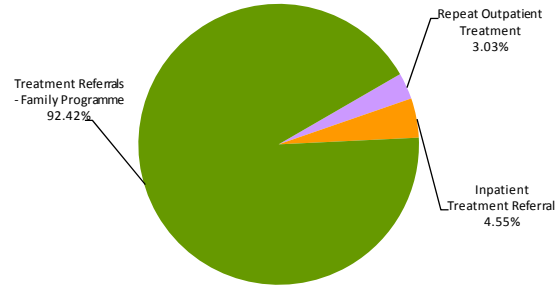
	FOR THE QUARTER OCT 09 - DEC 09		FOR THE QUARTER JAN 10 - MAR 10		TOTAL OVER 117 MTH PERIOD	% of PROBLEM GAMBLING REFERRAL CALLS	
No of family members currently in treatment	19		17		17		From Sept 03
<b>REFERRAL DATA:</b> Patients referred for out-patient treatment	305		337		11,463		
Total first appointments made	245	80.33%	282	83.68%	8,682	75.74%	% OF PATIENTS DIRECTED FOR TREATMENT
Total first appointments met ie patient actually arrived	197	80.41%	229	81.21%	7,263	83.66%	% OF PATIENTS WHO MADE APPOINTMENTS AND ARRIVED FOR 1ST APPOINTMENT
<b>TREATMENT DATA:</b> PG'S currently in treatment	133		145		145		
No of patients completing all 6 sessions	107	54.31%	89	38.86%	3,280	45.16%	
No of patients arriving for follow-up session (the 7th)	56	52.34%	49	55.06%	1,865	56.86%	% PATIENTS WHO COMPLETED THE PROGRAMME & ARRIVED FOR THE 7TH FOLLOW UP SESSION 3 MTHS AFTER COMPLETING TREATMENT
No of patients sent for Debt Management	9		2		74		% OF PATIENTS WHO WERE REFERRED FOR DEBT COUNSELLING
No of Group Sessions held	16		17		96		% OF GROUP SESSIONS HELD
<b>INPATIENTS</b>	2		3		92		From March 2003



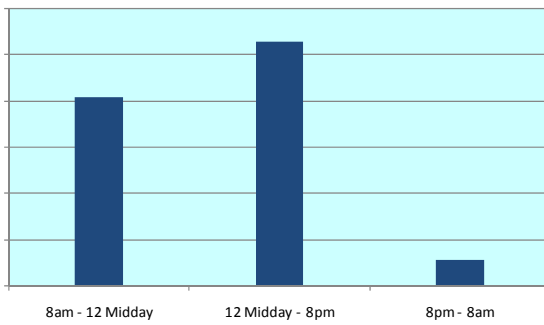
**PROBLEM GAMBLING CALLS**  
 for the quarter Jan 10 - Mar 10



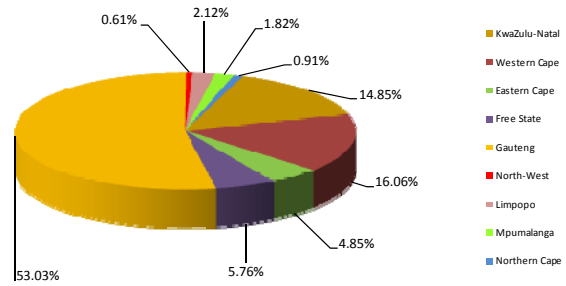
**OTHER PROBLEM GAMBLING REFERRALS**  
 for the quarter Jan 10 - Mar 10



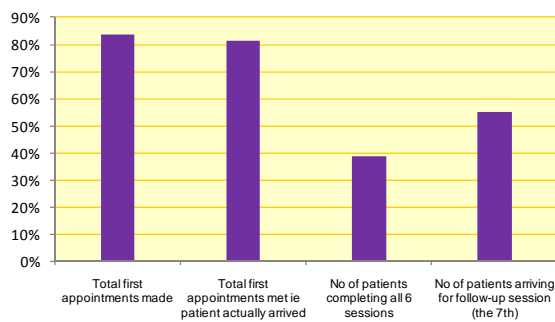
**TIME OF CALL**  
 for the quarter Jan 10 - Mar 10



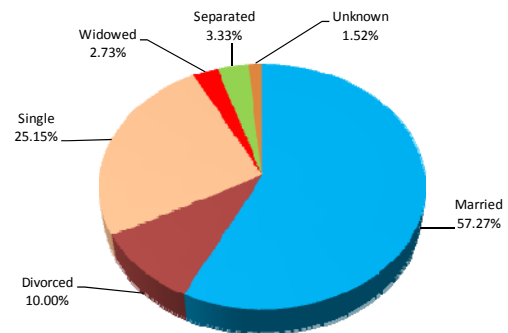
**AREA**  
 for the quarter Jan 10 - Mar 10



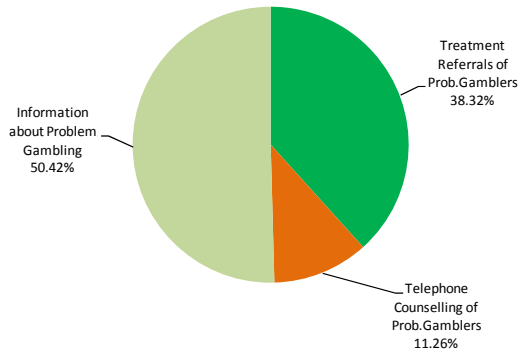
**NATIONAL OUTPATIENT TREATMENT STATISTICS**  
 for the quarter Jan 10 - Mar 10



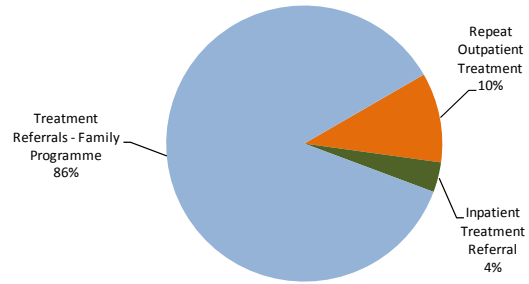
**MARITAL STATUS**  
 for the quarter Jan 10 - Mar 10



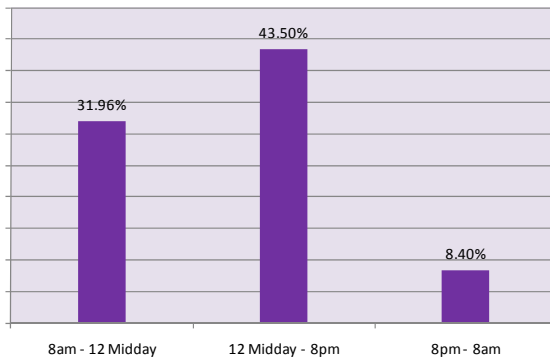
**PROBLEM GAMBLING CALLS**  
 for the quarter Jan 10 - Mar 10



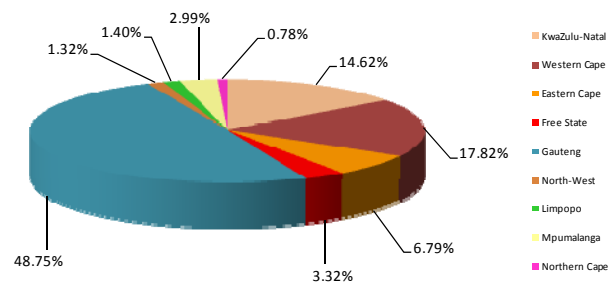
**OTHER PROBLEM GAMBLING REFERRALS**  
 for the quarter Jan 10 - Mar 10



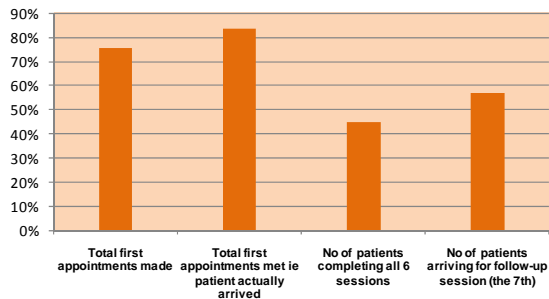
**TIME OF CALL**  
 for the quarter Jan 10 - Mar 10



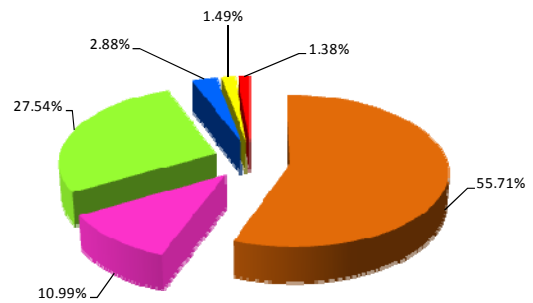
**AREA**  
 for the quarter Jan 10 - Mar 10



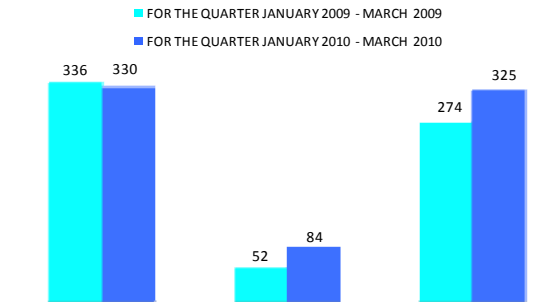
**NATIONAL OUTPATIENT TREATMENT STATISTICS** for  
 the quarter Jan 10 - Mar 10



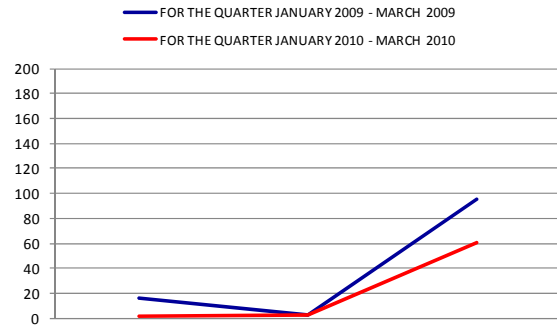
**MARITAL STATUS**  
 for the quarter Jan 10 - Mar 10



**PROBLEM GAMBLING CALLS**  
 Comparison Jan 09 - Mar 09 to Jan 10 - Mar 10



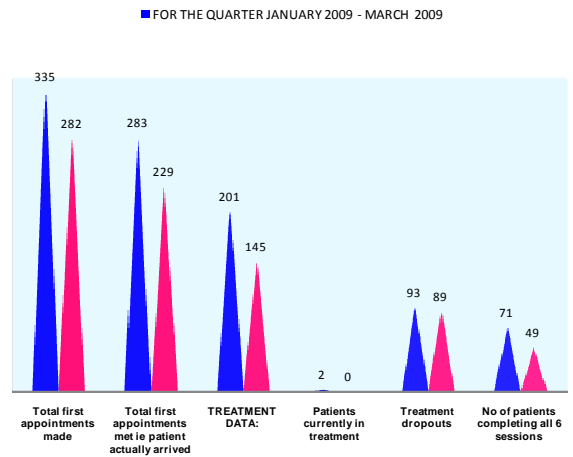
**OTHER PROBLEM GAMBLING REFERRALS**  
 Comparison Jan 09- Mar 09 to Jan 10 - Mar 10



**MARITAL STATUS**  
 Comparison Jan 09 - Mar 09 to Jan 10 - Mar 10



**NATIONAL OUTPATIENT TREATMENT STATISTICS**  
 Comparison Jan 09 - Mar 09 to Jan 10 - Mar 10



SA PROBLEM GAMBLING FOUNDATION - INDUSTRY  
BUDGET VS COSTS  
FOR THE 12 MONTHS ENDED 28/02/2010

	BUDGET MAR 09 - FEB 2010	ACTUAL COSTS MAR 09 - FEB 2010	BUDGET BALANCE
<b>PUBLIC AWARENESS</b>			
<b>Overheads and Operating Costs:</b>			
Collateral	447,470	303,949	143,521
Travel	50,000	27,276	22,724
Incidentals eg telephones, stationery etc	20,000	6,008	13,992
Advertising etc	2,000,000	2,010,795	(10,795)
<b>Human Resources Costs:</b>			
Salaries and Consultants	1,177,800	1,177,800	-
SUB-TOTAL FOR PUBLIC AWARENESS	3,695,270	3,525,828	169,442
<b>TRAINING</b>			
<b>Overheads and Operating Costs:</b>			
Basic Training, Advanced & Video Training	367,530	282,720	84,810
<b>Human Resources Costs:</b>			
Salaries & Consultants	170,400	162,000	8,400
SUB-TOTAL FOR TRAINING	537,930	444,720	93,210
<b>TOTAL PUBLIC AWARENESS AND TRAINING</b>	<b>4,233,200</b>	<b>3,970,548</b>	<b>262,652</b>
<b>RESEARCH</b>			
<b>Overheads and Operating Costs:</b>			
Panel & Cognitive Study and Costs	658,100	1,086,941	(428,841)
Travel & subsistence	205,000	115,430	89,570
<b>Human Resources Costs:</b>			
Research Consultants	415,000	515,664	(100,664)
Salaries & Consultants	441,600	201,600	240,000
SUB-TOTAL RESEARCH	1,719,700	1,919,636	(199,936)
<b>NATIONAL SCHOOLS</b>			
<b>Overheads and Operating Costs:</b>			
Travel and subsistence	120,000	16,545	103,455
Workshops with teachers	400,000	93,996	306,004
Printing, website, reprographic costs etc	250,000	83,195	166,805
Incidentals eg photocopies, faxes, bank charges etc	120,000	1,855	118,145
<b>Human Resources Costs:</b>			
Salaries & Consultants	1,179,200	1,043,700	135,500
SUB-TOTAL FOR NATIONAL SCHOOLS	2,069,200	1,239,291	829,909
<b>TOTAL ACADEMIC PROGRAMME</b>	<b>3,788,900</b>	<b>3,158,927</b>	<b>629,973</b>
<b>TREATMENT NETWORK &amp; COUNSELLING LINE</b>			
<b>Overheads and Operating Costs:</b>			
Inpatient treatment	120,000	152,184	(32,184)
Debt Management	126,000	90,785	35,215
Counselling Line Costs	355,110	302,582	52,528
Collateral	50,000	8,848	41,152
Conferences/w orkshops, recruitment, upskilling and protocols	180,000	181,267	(1,267)
Travel	25,000	19,872	5,128
<b>Human Resources Costs:</b>			
Outpatient treatment	1,976,640	1,845,810	130,830
Family Programme	120,000	137,200	(17,200)
Group Sessions	45,000	54,000	(9,000)
Salaries	936,000	858,741	77,259
Counselling Line Manager	144,000	120,927	23,073
Management/Supervision/Liaison	459,000	459,000	-
<b>TOTAL TREATMENT &amp; COUNSELLING</b>	<b>4,536,750</b>	<b>4,231,217</b>	<b>305,533</b>

	BUDGET MAR 09 - FEB 2010	ACTUAL COSTS MAR 09 - FEB 2010	BUDGET BALANCE
<b>CENTRAL MANAGEMENT</b>			
<b>Overheads and Operating Costs:</b>			
Running costs eg rent, bank charges, audit fees etc	315,000	328,123	(13,123)
<b>Human Resources Costs:</b>			
Management Fees and salaries	806,400	808,400	(2,000)
SUB-TOTAL FOR CENTRAL MANAGEMENT	1,121,400	1,136,523	(15,123)
<b>UNCOMMITTED FUNDS</b>			
International travel, subsistence and conferences	500,000	461,295	38,705
Additional projects	400,000	256,802	143,198
Overtime & bonuses	200,000	197,316	2,684
Contingencies	809,549	557,553	251,996
Reserve/Bal b/f prior year budget	1,666,544	4,972	1,661,572
SUB-TOTAL UNCOMMITTED FUNDS	3,576,093	(183,635)	2,098,156
<b>TOTAL CENTRAL MANAGEMENT</b>	<b>4,697,493</b>	<b>952,888</b>	<b>2,083,033</b>
<b>TOTALS</b>	<b>17,256,343</b>	<b>12,313,580</b>	<b>3,281,191</b>

**ANTICIPATED INCOME:**

Contributions (0.1% of GGR)	15,589,799
Balance b/f 28.02.09	1,666,544
<b>TOTAL</b>	<b>17,256,343</b>

**Breakdown of income less expenditure:**

Contributions	15,589,799
Unspent portion of prior year budget	1,666,544
Less spent to date	(13,975,152)
<b>Balance available for expenditure</b>	<b>3,281,191</b>
<b>Represented by:</b>	
1/12th Prepaid Expenses	-
Accounts Receivable	417,999
Accounts payable	(69,599)
Deposits	22,038
Bank account	2,910,754
	<b>3,281,192</b>

SA PROBLEM GAMBLING FOUNDATION - INDUSTRY  
BUDGET VS COSTS  
FOR THE 1 MONTHS ENDED 31/03/2010

	BUDGET MAR 10 - FEB 2011	ACTUAL COSTS MAR 10 - FEB 2011	BUDGET BALANCE
<b>PUBLIC AWARENESS</b>			
<b>Overheads and Operating Costs:</b>			
Collateral	433,267	3,086	430,181
Research	50,000	-	50,000
Travel	160,000	-	160,000
Incidentals eg telephones, stationery etc	21,600	1,000	20,600
Advertising etc	3,160,000	126,946	3,033,054
<b>Human Resources Costs:</b>			
Salaries and Consultants	1,163,760	96,980	1,066,780
SUB-TOTAL FOR PUBLIC AWARENESS	4,988,627	228,013	4,760,614
<b>TRAINING</b>			
<b>Overheads and Operating Costs:</b>			
Basic Training, Advanced & Video Training	397,000	2,537	394,463
<b>Human Resources Costs:</b>			
Salaries & Consultants	175,168	14,500	160,668
SUB-TOTAL FOR TRAINING	572,168	17,037	555,131
<b>TOTAL PUBLIC AWARENESS AND TRAINING</b>	<b>5,560,795</b>	<b>245,049</b>	<b>5,315,746</b>
<b>RESEARCH</b>			
<b>Overheads and Operating Costs:</b>			
Panel & Cognitive Study and Costs	285,000	3,450	281,550
Travel & subsistence	150,000	-	150,000
<b>Human Resources Costs:</b>			
Research Consultants	610,500	120,000	490,500
Salaries	128,000	10,667	117,333
SUB-TOTAL RESEARCH	1,173,500	134,117	1,039,383
<b>NATIONAL SCHOOLS</b>			
<b>Overheads and Operating Costs:</b>			
Travel and subsistence	120,000	-	120,000
Workshops with teachers	800,000	2,500	797,500
Printing, w ebsite, reprographic costs etc	300,000	-	300,000
<b>Human Resources Costs:</b>			
Salaries & Consultants	637,100	17,667	619,433
SUB-TOTAL FOR NATIONAL SCHOOLS	1,857,100	20,167	1,836,933
<b>TOTAL ACADEMIC PROGRAMME</b>	<b>3,030,600</b>	<b>154,283</b>	<b>2,876,317</b>
<b>TREATMENT NETWORK &amp; COUNSELLING LINE</b>			
<b>Overheads and Operating Costs:</b>			
Inpatient treatment	200,000	-	200,000
Debt Management	120,000	5,250	114,750
Counselling Line Costs	350,000	15,880	334,120
Conferences/w orkshops, recruitment, upskilling and protocols	300,000	-	300,000
Travel	25,000	-	25,000
<b>Human Resources Costs:</b>			
Outpatient treatment	1,800,000	135,486	1,664,514
Family Programme	135,000	7,595	127,405
Group Sessions	55,000	3,750	51,250
Salaries	850,000	61,966	788,034
Counselling Line Manager	150,000	-	150,000
Dr A Pretorius and UCT	300,000	25,000	275,000
<b>TOTAL TREATMENT &amp; COUNSELLING</b>	<b>4,285,000</b>	<b>254,927</b>	<b>4,030,073</b>

	BUDGET MAR 10 - FEB 2011	ACTUAL COSTS MAR 10 - FEB 2011	BUDGET BALANCE
<b>CENTRAL MANAGEMENT</b>			
<b>Overheads and Operating Costs:</b>			
Running costs eg rent, bank charges, audit fees etc	450,000	15,674	434,326
<b>Human Resources Costs:</b>			
Management Fees and salaries	891,000	74,250	816,750
SUB-TOTAL FOR CENTRAL MANAGEMENT	1,341,000	89,924	1,251,076
<b>UNCOMMITTED FUNDS</b>			
International travel, subsistence and conferences	500,000	79,799	420,201
Additional projects	2,068,790	37,877	2,030,913
Overtime & bonuses	220,000	-	220,000
Contingencies	600,643	-	600,643
Reserve/Bal b/f prior year budget	1,500,000	25,524	1,474,476
SUB-TOTAL UNCOMMITTED FUNDS	4,889,433	143,200	4,746,233
<b>TOTAL CENTRAL MANAGEMENT</b>	<b>6,230,433</b>	<b>233,124</b>	<b>5,997,309</b>
<b>TOTALS</b>			
	<b>19,106,828</b>	<b>887,384</b>	<b>18,219,444</b>
Interest Received on Call and Current Account		(12,583)	(12,583)
<b>TOTAL SPEND</b>		<b>874,801</b>	<b>18,232,027</b>
<b>ANTICIPATED INCOME:</b>			
Anticipated contributions (0.1% of GGR)	15,825,636		
Balance b/f 28.02.10	3,281,192		
<b>TOTAL</b>	<b>19,106,828</b>		
<b>Breakdown of income less expenditure:</b>			
Contributions		2,590,375	
Unspent portion of prior year budget		3,281,192	
Less spent to date		(874,801)	
<b>Balance available for expenditure</b>		<b>4,996,765</b>	
<b>Represented by:</b>			
Accounts Receivable		2,677,207	
Accounts payable		(265,605)	
Deposits		22,038	
MGB accounts		(271,571)	
Bank account		2,563,125	
		<b>4,996,765</b>	

## QUARTERLY REPORT FOR WESTERN CAPE JANUARY – MARCH 2010

FUNDED BY THE DEPT OF SOCIAL DEVELOPMENT, PROVINCIAL  
ADMINISTRATION OF THE WESTERN CAPE

The go-ahead for the reduced budget of R250 000 was given on 25 January 2010.

Projected activities relate to the continuation of the following components:

- the community outreach project – involving beneficiaries at AllPay paypoints
- a seasonal advertising campaign to promote problem gambling awareness
- participation in at least one special event in collaboration with Province
- continuation of the Specialist Training workshops

In the light of discussions with the Department's officials, the intention is to explore separately the possibility of collaborating with the other service providers in delivering the schools programme, to see whether the material for the NRGPs National Schools programme – 'Taking Risks Wisely' – can be integrated with the work being done in respect of substance abuse and other problem high-risk behaviours via the substance abuse project called Ke Moja.

### **Community outreach via AllPay**

This project involves a facilitator handing out collateral to recipients of pensions and social grants at the AllPay paypoints, which is a useful venue for accessing these vulnerable groups.

The target is to visit on average between 20 to 25 paystations per calendar month – or 100 effectively, for a four-month period. As the go-ahead only came at the end of January, it was too late to slot in to the February payment schedule, so in consultation with AllPay management, work resumed during March.

Since inception of the AllPay project in the Western Cape during 2004 and up to the end of the previous financial year (February 2009), some 1 116 visits had been made to paypoints in 30 districts, reaching an estimated 116 000 recipients of social grants and/or old age pensions.

During March 2010 visits were paid to an additional 16 paystations, reaching 4 290 more beneficiaries.

### **Advertising**

The following bookings were made for print advertisements featuring the WC provincial logo:

- Kaap Son 01/04/10
- Daily Voice 01/04/10
- Vukani 01/04/10



Bookings were made for ten 30 second public service announcements on both the following radio stations over the Easter period:

- Cape Talk 29/03–03/04/10
- Good Hope FM 29/03–04/04/10

### **Departmental Special Event**

We have been in telephonic contact with Ms Nomvumo Ralarala about participating in a departmental special event later this year, but nothing has been finalised as yet.

### **Specialist Training Workshops**

In view of the positive feedback related to the series of specialist training workshops done by RB Meyer and Associates on problem gambling presented to targeted audiences during 2009, the Department has elected to allocate part of the unused funds at 28<sup>th</sup> February 2010 to the continuation of this project. This will allow for eight training workshops and we have planned to complete this by June 2010.

In selecting the target audiences attempts were made to identify broad-based community welfare organisations and treatment centres that might encounter directly or indirectly problems related to gambling behaviour.

A number of the organisations have requested a repeat follow-up session and therefore the planning for this year has earmarked follow-up training sessions to these organisations as a priority.

Topics to be covered in the presentations are:

- Problem gambling: identification and management
- Problem gambling as an addictive disorder
- Interactive gambling

SA RESPONSIBLE GAMBLING FOUNDATION - WC  
BUDGET VS COSTS  
FOR THE 12 MONTHS ENDED 28/02/2010

	ORIGINAL BUDGET 2008/9	ACTUAL COSTS MAR - FEB 09	BUDGET BALANCE 2008/9	ACTUAL COSTS MAR - FEB 10	BUDGET BALANCE 2009/10
EDUTAINMENT FOR SCHOOLS & ADULTS	416,000	120,191	295,809	315,055	(19,246)
SPECIALIST TRAINING	182,400	0	182,400	86,422	95,978
COLLATERAL	195,600	119,204	76,396	61,946	14,450
ALLPAY COMMUNITY OUTREACH	200,000	136,682	63,319	92,702	(29,384)
PRINT & RADIO ADVERTISING/PUBLICITY	250,000	215,494	34,506	89,385	(54,879)
SPECIAL EVENTS & INCIDENTALS	26,800	4,637	22,163	0	22,163
MANAGEMENT	60,000	60,000	0	0	0
ADMIN/SECRETARIAL	79,200	79,200	0	0	0
CO-ORDINATION	90,000	67,500	22,500	22,500	0
<b>TOTAL</b>	<b>1,500,000</b>	<b>802,908</b>	<b>697,092</b>	<b>668,010</b>	<b>29,082</b>
BALANCE B/F from 2007/8	87,699	31,892	55,808		55,808
Interest Received less running costs	0	(67,213)	67,213	(14,494)	81,707
<b>TOTAL</b>	<b>1,587,699</b>	<b>767,587</b>	<b>820,113</b>	<b>653,516</b>	<b>166,596</b>

**Breakdown of income less expenditure:**

	2008/2009	
Grants received	1,500,000	0
Balance b/f per audited annual financial statements	87,699	820,113
Interest Received less running costs	67,213	14,494
Less spent to date	<u>(834,800)</u>	<u>(668,010)</u>
Balance available for expenditure	<u>820,113</u>	<u>166,596</u>

Represented by:

Accounts Receivable		0
Accounts payable	(92,141)	0
Bank account	912,254	166,597
	<u>820,113</u>	<u>166,597</u>

SA RESPONSIBLE GAMBLING FOUNDATION - WC  
 BUDGET VS COSTS  
**FOR THE 1 MONTHS ENDED 31/03/2010**

	BUDGET 2010/2011	ACTUAL COSTS MAR - FEB 11	BUDGET BALANCE 2010/11
ALLPAY COMMUNITY OUTREACH	110,000	37,529	72,471
ADVERTISING	100,000	0	100,000
SPECIALIST TRAINING	95,978	0	95,978
COLLATERAL	14,450	0	14,450
SPECIAL EVENTS & INCIDENTALS	22,163	0	22,163
INCIDENTALS	34,006	0	34,006
MANAGEMENT	15,000	0	15,000
ADMIN/SECRETARIAL	10,000	0	10,000
CO-ORDINATION	15,000	0	15,000
<b>TOTAL</b>	<b>416,597</b>	<b>37,529</b>	<b>379,068</b>
Interest Received less running costs		(493)	(493)
<b>TOTAL</b>	<b>416,597</b>	<b>37,036</b>	<b>379,561</b>

**Breakdown of income less expenditure:**

Grants received	250,000
Balance b/f per audited annual financial statements	166,597
Less spent to date	<u>(37,036)</u>
Balance available for expenditure	<u><u>379,561</u></u>

Represented by:

Accounts Receivable	250,000
Accounts payable	0
Bank account	<u>129,561</u>
	<u><u>379,561</u></u>

## QUARTERLY REPORT FOR GAUTENG JANUARY – MARCH 2010

FUNDED BY THE GAUTENG GAMBLING BOARD

### Overview

Work on the high schools, community outreach and AllPay initiatives in Gauteng resumed for the period 2009/10. No further funding will be forthcoming and therefore the work done this year is merely the completion of the work proposed in 2009/2010.

These were the highlights during the period under review:

- visits to 72 AllPay sites, interacting with 21 980 beneficiaries
- visits to 15 schools, reaching 8 689 learners

### **All Pay**

Community outreach with beneficiaries at the AllPay paypoints continued in the New Year.

The team of facilitators interacted with:

- 7 245 people at 24 paypoints during January
- 7 070 people at 24 paypoints during February
- 7 665 people at 24 paypoints during March

Totalling 21 980 beneficiaries at 72 paypoints for the three-month period under review.

This brings the total number of beneficiaries reached since the project resumed in September 2009 to 51175 beneficiaries at 164 paystations.

### **Schools**

The team visited 15 schools, reaching 8 689 learners. This brings the tally for the financial year to date to 29 909 learners at 53 schools (including two primary schools).

It is anticipated that the three remaining 'blocks' budgeted for in the 2010 financial year will be completed during the second and third terms, taking into consideration the early closing for the winter school holidays because of the World Cup events.

### **Special Events**

There were no events during the period under review.

A request has been received to participate in the Newsclip Media Monitoring company's Employee Wellness Day on 28 May, 2010. There are about 165 employees. Four performances of the edutainment play will be presented.

Preparations for participation in the Rand Show scheduled to run from 1 April onwards, have started, although this time it will be a stand-alone venture, whereas previously the NRGP had formed part of the joint GPG and GGB stall.

SA RESPONSIBLE GAMBLING FOUNDATION - GAUTENG  
BUDGET VS COSTS  
FOR THE 12 MONTHS ENDED 28/02/2010

	BALANCE B/F 28.02.09	EXPENDITURE AGAINST BAL B/F MAR - JUN 09	BUDGET AVAILABLE 01.07.09	PROPOSAL BUDGET 2009/10	ACTUAL COSTS JULY - FEB 10	BUDGET BALANCE 28.02.10
<b>SCHOOLS AND PUBLIC AWARENESS:</b>						
Jhb, Pretoria, Sow eto Show s and others	15,027	0	15,027	150,000	170,493	(20,493)
Presenters, travel & other costs	245,782	279,072	(33,290)	1,200,000	1,149,280	50,720
<b>ADDITIONAL ADULTS:</b>						
AllPay recipients	158,372	159,600	(1,228)	300,000	297,540	2,460
Specialist Training (Discontinued)	298,400	0	298,400			
<b>PUBLIC EDUCATION:</b>						
Public advocacy advertising	35,938	207,919	(171,981)	250,000	248,153	1,847
Production & development of collateral	164,888	2,810	162,077	200,000	99,727	100,273
<b>RESEARCH</b>						
	0	100,000	(100,000)	700,000	70,000	630,000
Management costs	0	0	0	60,000	60,000	0
Incidentals	20,000	0	20,000	0	0	0
Admin/secretarial	0	0	0	40,000	40,000	0
Co-ordination	20,520	20,520	0	85,000	85,000	0
Travel expenditure	50,000	0	50,000	15,000	2,083	12,917
Interest Received less running costs	95,669	(13,542)	109,211	0	(58,480)	58,480
<b>TOTAL</b>	<b>1,104,595</b>	<b>756,379</b>	<b>348,216</b>	<b>3,000,000</b>	<b>2,163,795</b>	<b>836,205</b>

**Breakdown of income:**

BALANCE B/F 01.07.09	348,216
Grants received from GGB 2009/10	2,651,784
<b>BUDGET AVAILABLE FOR EXPENDITURE</b>	<b>3,000,000</b>

**Breakdown of income less expenditure:**

Grants received	2,651,784
Balance b/f per audited annual financial statements	1,104,595
Less spent to date	(2,920,174)
Balance available for expenditure	<u>836,205</u>
Represented by:	
Accounts Receivable	0
Accounts payable	(25,990)
Bank account	<u>862,195</u>
	<u>836,205</u>

SA RESPONSIBLE GAMBLING FOUNDATION - GAUTENG  
 BUDGET VS COSTS  
 FOR THE 1 MONTHS ENDED 31/03/2010

	BUDGET MAR 10 - FEB 2011	ACTUAL COSTS MAR 10 - FEB 2011	BUDGET BALANCE
<b>RESEARCH</b>	836,205	16,597	819,608
Interest Received less running costs		(5,335)	5,335
<b>TOTAL</b>	1,672,410	11,262	824,943

**Breakdown of income:**

BALANCE B/F 01.03.10	836,205
Grants received from GGB 2010/11	0
<b>BUDGET AVAILABLE FOR EXPENDITURE</b>	836,205

**Breakdown of income less expenditure:**

Grants received	0
Balance b/f per audited annual financial statements	836,205
Less spent to date	(11,262)
<b>TOTAL</b>	824,943

Represented by:

Accounts Receivable	0
Accounts payable	0
Bank account	824,943
	824,943

## QUARTERLY REPORT FOR MPUMALANGA JANUARY – MARCH 2010

FUNDED BY THE MPUMALANGA GAMBLING BOARD

### Overview

The Mpumalanga Gambling Board approved a budget of R800 000 for the implementation of a public awareness campaign in the province, including a schools edutainment programme, the interface at Empilweni pension paypoints and occasional participation in community outreach in collaboration with MGB staff.

During the period under review (January to March 2010):

- The official launch of the schools and the pension payout campaigns took place in Matsulu on 22 January 2010
- Facilitators visited nine Empilweni stations reaching 2 790 beneficiaries during March 2010
- The school play was performed at 17 schools reaching some 9 702 learners
- A review meeting between MGB and NRGP representatives took place in Cape Town on 19 March 2010

### Empilweni

- The groundwork for the implementation of the Empilweni outreach was laid at a meeting with Empilweni and Sassa officials on 19 January 2010
- The earliest feasible date for the Empilweni project to start was during March. This allowed enough time to train the team of facilitators, and to acquire the necessary information from Empilweni to draw up schedules. Because of the late start, we intend scheduling the visits over a four-month period March to June
- Training for the facilitators from Witbank and Nelspruit was completed by the NRGP on 23 February 2010
- Facilitators have been sourced from Secunda, Siyabuswa, KwaMhlanga, Schoemansdal and Piet Retief
- Visits will extend to stations in these areas from April 2010 onwards
- Specialised training by the National Responsible Gambling Programme took place on Thursday 18 March 2009. Three of the five facilitators participated in the training (two were ill/unable to make it, so they will be trained on another day)
- During March nine paypoints were visited in the Witbank and Nelspruit areas, reaching some 2 790 beneficiaries

### Schools

- The official launch of the schools and the pension payout campaigns was held at Sbhulo Secondary School at Bhuga near Kabokweni on 22 January 2010
- This launch, facilitated through the Office of the CEO, received media coverage from Mpumalanga News, Ziwaphi newspaper, Jacaranda FM, Ligwalagwala FM and Bushbuckridge Community Radio Station
- Total for 1<sup>st</sup> block: nine schools and 5 238 learners (of which 2 schools and 430 learners were visited in 2009)

- Total for 2<sup>nd</sup> block: ten schools and 4 894 learners
- Total number of schools visited to end March: 19 schools and 10 132 learners reached

**Community outreach:**

- A community outreach campaign was staged in Matsulu on 22 January 2010, the focus being on the illegal gambling awareness campaign and a community outreach session reaching about 100 participants was held at Matsulu that same afternoon.
- Another one was held in Badplaas on 26 February

Dates are still forthcoming for the following areas:

- Barberton (this was scheduled for 19 March and postponed until further notice)
- KwaMhlanga
- Siyabuswa
- Emalahleni
- Secunda

**Review meeting**

A review meeting was held in Cape Town on 19 March with Messrs Cedrick Chiloane and André Otto. There is a possibility of extra funding of R450 000. The NRGF now awaits a go-ahead from the Board mid-April for applying this to the schools and Empilweni projects.



SA RESPONSIBLE GAMBLING FOUNDATION - MPUMALANGA GAMBLING BOARD  
BUDGET VS COSTS  
**AS AT 28/02/2010**

	BUDGET OCT 09 - FEB 2010	ACTUAL COSTS OCT 09 - FEB 2010	BUDGET BALANCE
Edutainment for schools and adults	394,000	121,241	272,759
Collateral	96,000	113,430	(17,430)
Allpay recipients	160,000	-	160,000
Management	55,000	55,000	-
Admin/Secretarial	35,000	35,000	-
Co-ordination	60,000	60,000	-
<b>TOTALS</b>	<b>800,000</b>	<b>384,672</b>	<b>415,328</b>

SA RESPONSIBLE GAMBLING FOUNDATION - MPUMALANGA GAMBLING BOARD  
BUDGET VS COSTS  
**AS AT 31/03/2010**

	BUDGET OCT 09 - FEB 2011	ACTUAL COSTS OCT 09 - MAR 2010	BUDGET BALANCE
Edutainment for schools and adults	394,000	234,412	159,588
Collateral	96,000	113,430	(17,430)
Empilweni grant recipients	160,000	30,586	129,414
Management	55,000	55,000	-
Admin/Secretarial	35,000	35,000	-
Co-ordination	60,000	60,000	-
<b>TOTALS</b>	<b>800,000</b>	<b>528,429</b>	<b>271,571</b>

## ADVERT SAMPLES PLACED OVER THE QUARTER



**Gamble with care.**

For the overwhelming majority of South Africans gambling is harmless entertainment. But for the very few who gamble more than they can afford over the Easter Holidays, it can become a problem.

If you, or someone you care about needs help, call the NRGP toll free problem gambling counselling line on 0800 006 008 or email [counsellor@responsiblegambling.co.za](mailto:counsellor@responsiblegambling.co.za) and a trained counsellor will help you. Expert confidential help is available free of charge.

**Winners know when to stop.**  
 Toll Free Counselling Line | 0800 006 008





**DICE WITH RISK.**

If you, a friend, or someone you care about needs help, call the NRGP toll free problem gambling counselling line on 0800 006 008 or email [counsellor@responsiblegambling.co.za](mailto:counsellor@responsiblegambling.co.za) and a trained counsellor will help you.

Expert confidential help is available free of charge.

**Winners know when to stop.**  
 Toll Free Counselling Line | 0800 006 008




## TREK NET

By Gavin Thomson and Dave Gomersall



**NRGP Problem Gambling Counselling Line 0800 006 008**



## Make the right call.

If you, or someone you care about needs help, call the NRGP toll free problem gambling counselling line on **0800 006 008** or email [counsellor@responsiblegambling.co.za](mailto:counsellor@responsiblegambling.co.za) and a trained counsellor will help you.

Expert confidential help is available free of charge.

### Winners know when to stop.

Toll Free Counselling Line | 0800 006 008



## *'n Vrou se geluk lê elders*

Die meeste vroue beskou dobbel as vermaaklikheid en ontvlugting. Maar vir 'n klein persentasie mense wat te veel dobbel, kan dit 'n probleem word. Suid-Afrikaanse vroue uit alle lewenslope kan probleem-dobbeelaars word.

Indien jy, of iemand vir wie jy omgee, hulp vir 'n dobbelprobleem wil kry - skakel die Nasionale Verantwoordelike Dobbels Program se tolvrye Beradingslyn by **0800 006 008** of stuur 'n e-pos na [counsellor@responsiblegambling.co.za](mailto:counsellor@responsiblegambling.co.za) en 'n opgeleide berader sal jou bystaan. Deskundige vertrouelike hulp is gratis beskikbaar.

### Weners weet wanneer om op te hou.

Tolvrye Beradingslyn | 0800 006 008



© 2011 NRGP